Calibrated clip-on current transformers

ALO-E 10050

Article features

- This calibrated current transformer is suitable for billing purposes
- The design is approved by the Physikalisch Technische Bundesanstalt (PTB) Braunschweig
- This clip-on current transformer is mostly used for new installations, as the circuit must be interrupted here.
- Short-circuiting of the current transformer when the secondary terminal cover is open.
- More economical cable routing and lower power loss due to elimination of the transformer disconnect terminal.
- Easy handling facilitated by a rotatable and sealable secondary terminal cover.
- Suitable for both floor and side mounting.
- Most cost-effective and most common variant
- Simply plug the transformer onto the primary conductor (no need for complex wiring)
- Currently the most compact design on the market, thus wonderfully suitable for the control cabinet
- Other areas of application are machine and plant construction.

Technical data	
Round conductor	Ø 58 mm
Primary rail	30 x 15 mm, 80 x 12 mm, 100 x 10 mm, 3 x 100 x 10 mm, 4 x 50 x 10 mm
Dimensions (W × H × D)	130 × 158 × 50 mm
Design	Calibrated plug-on current transformer
Secondary connection	Screw terminal
Touch protection	yes
Rated current	500, 600, 750, 800, 1000, 1250, 1500, 2000, 2500 A
Instrument security factor	FS 5

Drawings and views

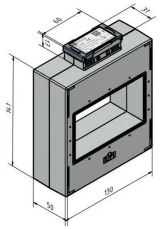

Dimensional drawing 1

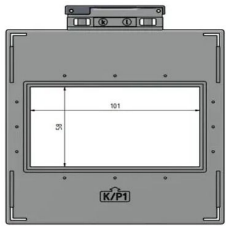

Dimensional drawing 2

Rotary cover

With plug-in feet

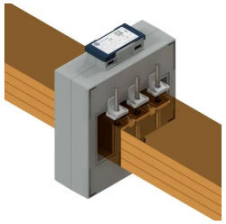

With busbar

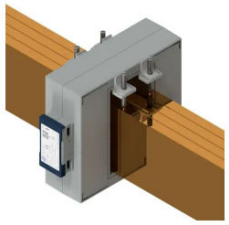

With busbar, side view

Conditions of use	
Secondary current	**5A / 1A / 333mV**
Nominal frequency	50 - 60 Hz
max. permissible operating voltage	720 V
Test voltage	3 kV / 1 min
Thermal rated continuous current	Icth = 1,2 x Ipr
Thermal rated short-time withstand current	Ith = 60 x Ipr
Rated impulse current	Idyn = 2,5 x Ith
Overcurrent rating (FS)	n < 5
Insulation class	E / F / H
Normative standards	IEC 61869 Teil 1 + 2 / DIN EN 42600
Housing	Gehäuse aus selbstverlöschendem PA66 V0 nach UL 94

Environmental conditions	
Installation location	**Indoor use**
Ambient temperature (operation)	-40°C ... +60°C
Ambient temperature (storage / transport)	-40°C ... +60°C
Altitude	up to 1000 m

Scope of delivery
• Primary conductor clip
• Grub screw M5 × 55 mm for primary busbar fastening
• Plug-in foot ALO/WALO

Accessories
• DIN rail adapter

Special designs on request:
• any primary and secondary rated currents
• operating voltage series 1 (1,2kV)
• Cast resin grouting