Calibrated clip-on current transformers

# ALO-E 12070

Article features

- This calibrated current transformer is suitable for billing purposes
- The design is approved by the Physikalisch Technische Bundesanstalt (PTB) Braunschweig
- This clip-on current transformer is mostly used for new installations, as the circuit must be interrupted here.
- Short-circuiting of the current transformer when the secondary terminal cover is open.
- More economical cable routing and lower power loss due to elimination of the transformer disconnect terminal.
- Easy handling facilitated by a rotatable and sealable secondary terminal cover.
- Suitable for both floor and side mounting.
- Most cost-effective and most common variant
- Simply plug the transformer onto the primary conductor (no need for complex wiring)
- Currently the most compact design on the market, thus wonderfully suitable for the control cabinet
- Other areas of application are machine and plant construction.

| Technical data | |
|---|---|
| **Round conductor** | Ø 75 mm |
| **Primary rail** | 30 x 15 mm, 80 x 12 mm, 120 x 10 mm, 4 x 120 x 10 mm |
| **Dimensions (W × H × D)** | 160 × 190 × 50 mm |
| **Design** | Calibrated plug-on current transformer |
| **Secondary connection** | Screw terminal |
| **Touch protection** | yes |
| **Rated current** | 500, 600, 750, 800, 1000, 1250, 1500, 2000, 2500, 3000, 4000 A |
| **Instrument security factor** | FS 5 |

## Drawings and views

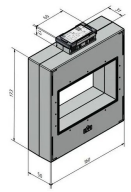
Dimensional drawing 1

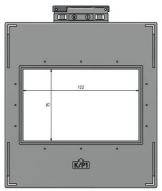
Dimensional drawing 2

Rotary cover

With plug-in feet

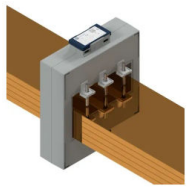
With busbar


With plug-in feet, side view

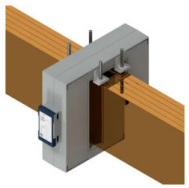
With busbar, side view

| Conditions of use | |
|---|---|
| **Secondary current** | **5A / 1A / 333mV** |
| Nominal frequency | 50 - 60 Hz |
| max. permissible operating voltage | 720 V |
| Test voltage | 3 kV / 1 min |
| Thermal rated continuous current | Icth = 1,2 x Ipr |
| Thermal rated short-time withstand current | Ith = 60 x Ipr |
| Rated impulse current | Idyn = 2,5 x Ith |
| Overcurrent rating (FS) | n < 5 |
| Insulation class | E / F / H |
| Normative standards | IEC 61869 Teil 1 + 2 / DIN EN 42600 |
| Housing | Gehäuse aus selbstverlöschendem PA66 V0 nach UL 94 |

| Environmental conditions | |
|---|---|
| **Installation location** | **Indoor use** |
| Ambient temperature (operation) | -40°C ... +60°C |
| Ambient temperature (storage / transport) | -40°C ... +60°C |
| Altitude | up to 1000 m |

| Scope of delivery |
|---|
| • Primary conductor clip |
| • Grub screw M5 × 75 mm for primary busbar fastening |
| • Plug-in foot ALO/WALO |

| Accessories |
|---|
| • DIN rail adapter |

Special designs on request:
• any primary and secondary rated currents
• operating voltage series 1 (1,2kV)
• Cast resin grouting